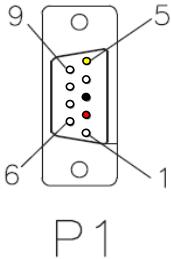


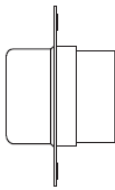
Bulletin #	010-94400
Models Affected	No534/No536
Versions	All Versions
Topic	No534/No536 RS232 Control Codes

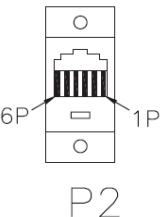
PLEASE NOTE: Only the cable in Method 1 or Method 2 need to be constructed.

Method 1:

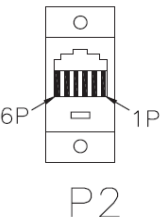





P1





P2

P1 Pin Assignment

- 1 - Not Used
- 2 - Red Wire
- 3 - Black Wire
- 4 - Not Used
- 5 - Yellow Wire
- 6 - Not Used
- 7 - Not Used
- 8 - Not Used
- 9 - Not Used

P2 Pin/Wire Assignment

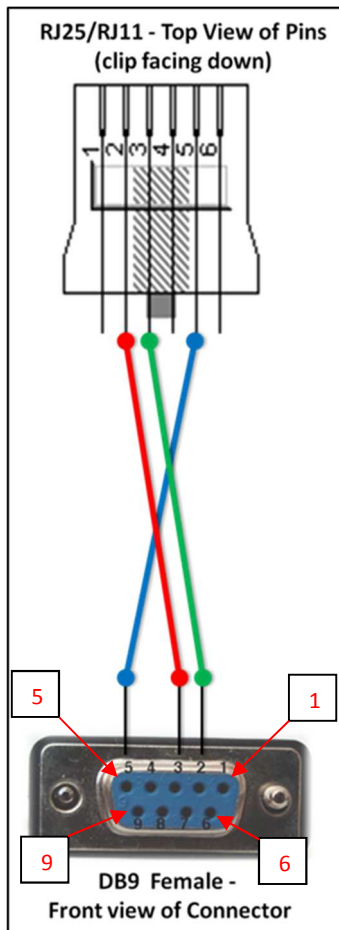
- 1 – Blue (Cut and tuck into connector)
- 2 – Yellow (Pin 5 of P1)
- 3 – Green (Cut and tuck into connector)
- 4 – Red (Pin 2 of P1)
- 5 – Black (Pin 3 of P1)
- 6 - White (Cut and tuck into connector)

Material:

9 Position D-Sub – F to 6 Pin Modular Jack – F (DigiKey P/N AE10308-ND)

Modular Cable (DigiKey P/N A1662R-07-ND)

Method 2:



RJ25/RJ11 Pins
1 – NOT USED / NO CONNECTION
2 – Data Receive
3 – Data Transmit
4 – NOT USED / NO CONNECTION
5 – Digital Ground
6 – NOT USED / NO CONNECTION

DB-9 Pins
1 – NOT USED / NO CONNECTION
2 – Data Receive
3 – Data Transmit
4 – NOT USED / NO CONNECTION
5 – Digital Ground
6 – NOT USED / NO CONNECTION
7 – NOT USED / NO CONNECTION
8 – NOT USED / NO CONNECTION
9 – NOT USED / NO CONNECTION

Communications:

Terminal Emulator Settings
115200 Baud
8 Bits
No Parity
1 Stop Bit

RS232 Control Codes	
OUT_STANDBY	!1038
IN_STANDBY	!1039
STATUS	!1061
STANDBY_NORMAL	!1062
STANDBY_GREEN	!1063
STANDBY_PWRSAVE	!1064
DISPLAY NETWORK INFORMATION	ipconfig

All Control Codes need to be terminated with a Carriage Return <CR>

When something is entered correctly, the return prompt will be **OK**:

When something is entered incorrectly, the return prompt will be **Invalid Command**