

Bulletin #	010-00014
Models Affected	No5802/No5805
Versions	1.41 and above
Topic	ML 5Kontrol App Instructions - iOS

The new Mark Levinson 5000 series 5Kontrol app adds an additional control method to the No5805 and No5802 integrated amplifiers. Select inputs, control volume, mute and standby from your iOS device connected to the same network as your integrated amp.

In addition to the app, the 5000 series products can be controlled over IP, RS232 and IR for exceptional flexibility.

- Make sure your No5805/No5802 has Firmware version 1.41 or above.
- Make sure your No 5805/No5802 is connected to the same network as your iOS device.
- Make sure your No 5805/No5802 **IS NOT** in *Green Standby Mode*. Green Standby mode disables network functions once in standby. Setup power to the *Power Save* mode or the *Normal* mode for the best user experience.

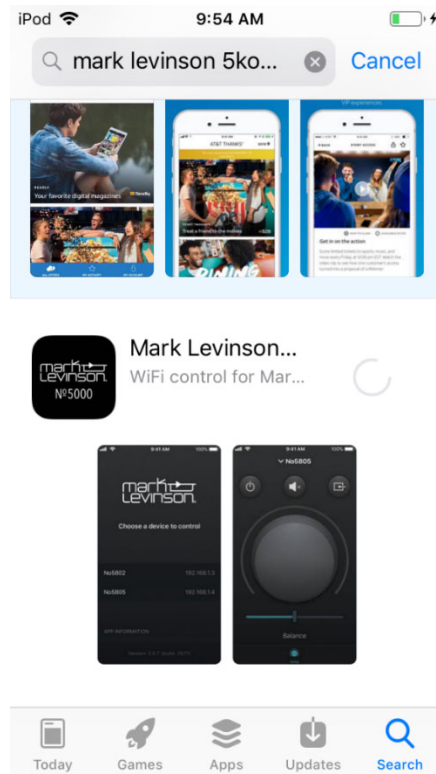
For detailed instructions please refer to your users guide.

To change power standby mode:


Press the *Menu* key
 Scroll to *Setup:Power*
 Press *Enter*
 Select *Standby*
 Press *Enter*
 Scroll and select either: *PwrSave* or *Normal*
 Press *Enter*

To use the 5Kontrol app Follow the directions below:

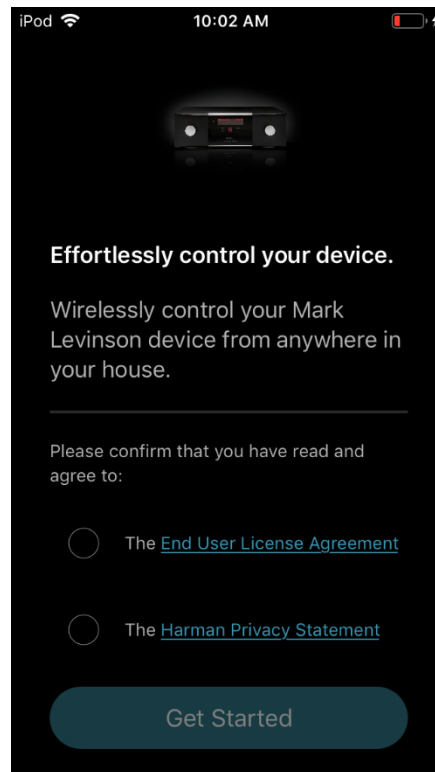
Go to the AppStore and search Mark Levinson 5Kontrol



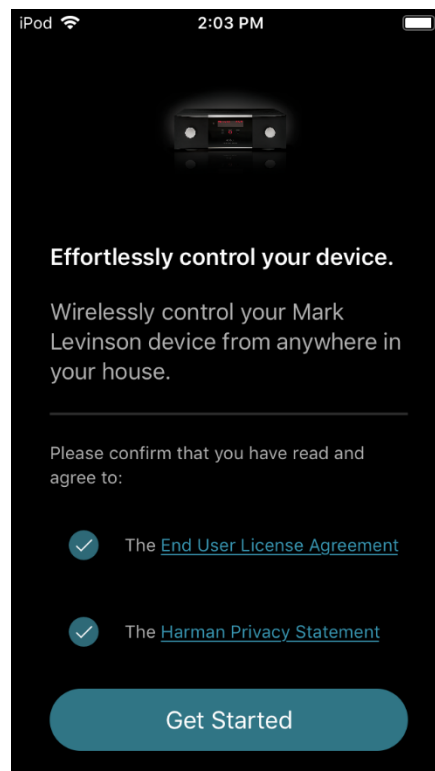
Once the app has been downloaded go to your main screen and launch.



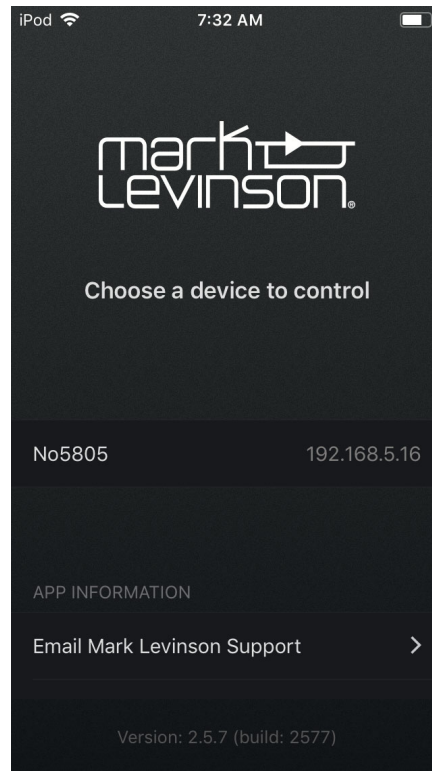
Accept the *End User License Agreement* and *Harman Privacy Statement* by pressing the radio buttons.



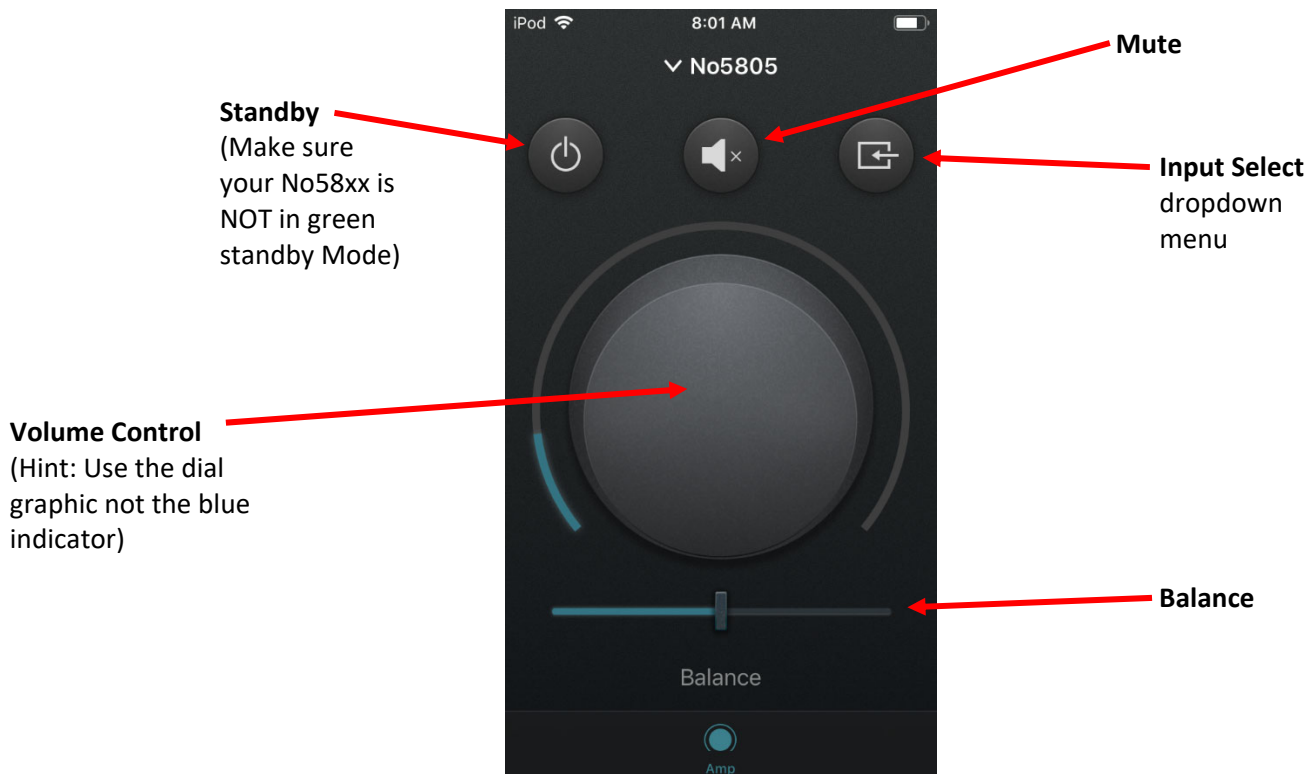
Then press *Get Started*.



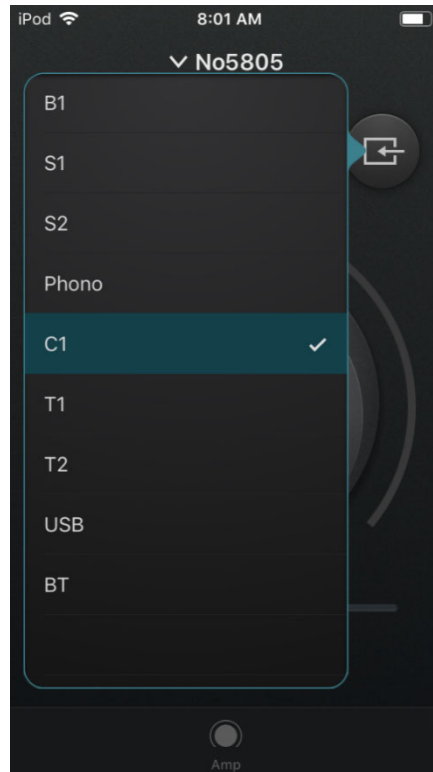
Select the No5XXX product you wish to control.



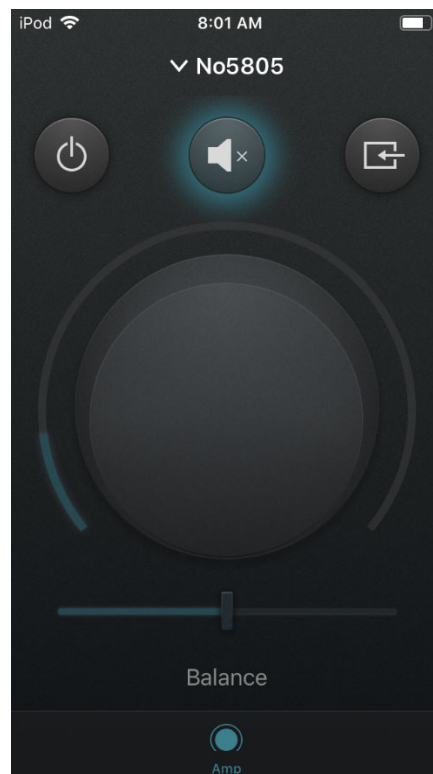
This is the Main Screen displayed once connected to the unit.



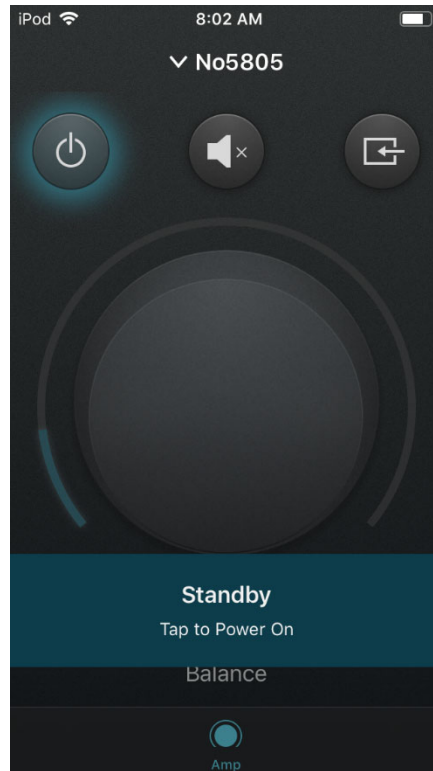
Clicking the Input button opens a drop down menu. Select the new input by clicking on it.



Pressing the Mute button, mutes the No580X.



Pressing the Standby button, places the No580X into Standby.



If the unit is set for Green Standby, the app will not be able to bring the unit back out of standby. Once the unit is brought out of standby, the app will need to be refreshed in order for the app to work with the No580X properly. The app will also need to be refreshed if the Apple device you are using goes into standby. Use **Normal** or **Pwr Save** Modes for best results.

To adjust the volume level:

Slide the dial clockwise to increase or counterclockwise to decrease.



Note: The Volume Control changes the level in increments of 1 on the app, rather than increments of 0.5 when using the knob on the No580X front panel.

To adjust the Balance from -3.0 to 3.0 just slide the slider left or right.

